

Precision Shafts & Precision Jewel Pivots

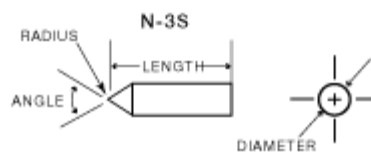
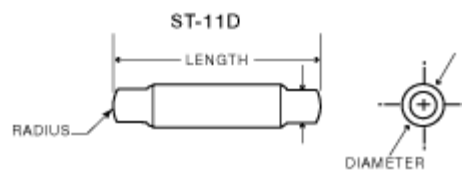
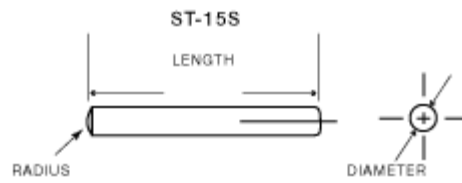
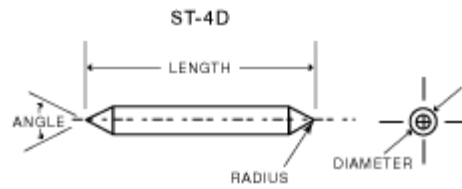
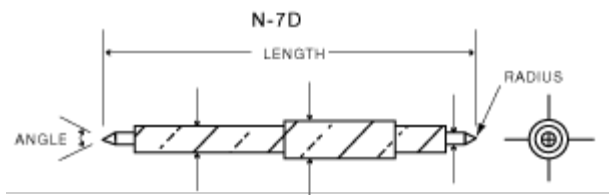


The shape and type of precision pivots used is determined by the operating conditions, the type of jewel bearing, and other design factors involved in suspending the moving element in the system. Cylindrical precision pivots can be supported by any of the ring jewel designs and combinations. End thrust may be taken by having a shoulder on the pivot ride on the polished face of the ring jewel bearing or by using an endstone bearing to take the thrust from precision pivots with rounded ends. Pivot Design Aids

Model	Diameter	Length	Radius	Angle	Material	Type
N-1D	.0156/.0160	.485/.495"	.00098/.0012"	50°	Nivapoint	Double End Pivot
N-2S	.0227/.0230"	.065/.085"	.00075/.00080"	47°	Nivapoint	Single End Pivot
N-3S	.0195/.0205"	.123/.127"	.0008/.0012"	45/55°	Nivapoint	Single End Pivot
N-5AS	.0195/.0197"	.120/.130"	.0016/.0020"	40°	Nivapoint	Single End Pivot
N-6S	.0197/.0200"	.120/.130"	.0009/.0011"	53/57°	Nivapoint	Single End Pivot
N-7D	.075/.081"	1.050"	.0009/.0011"	53/57°	Nivapoint	Double End Pivot
N-7D	.050/.053"	1.050"	.0009/.0011"	53/57°	Nivapoint	Double End Pivot
N-8S	.0320/.0325"	.118/.124"	.001/.002"	50°	Nivapoint	Single End Pivot
N-9S	.0405/.0407"	.190/.210"	.003/.004"	48/52°	Nivapoint	Single End Pivot
ST-10S	.0453/.0457 Major - 0260/.0262 Minor	.7187"	.015/.025"	.015/.025"	Stainless Steel	Single End Pivot
ST-11D	.0308/.0311"	.310/.330"	.016/.025"	.015/.025"	Stainless Steel	Double End Pivot
ST-12S	.0260/.0262"	.220/.226"	.015/.025"	N/A	Stainless Steel	Single End Pivot
ST-13S	.1242/.1247"	.370/.385"	.016/.025"	.015/.025"	Stainless Steel	Single End Pivot
ST-15S	.0497/.0498"	.372/.378"	.065/.085"	.075"	Stainless Steel	Single End Pivot
ST-1D	.0397/.0403"	.155/.165"	.00069/.00089"	70°	Stainless Steel	Double End Pivot

ST-2D	.0397/.0403"	.365/.375"	.00069/.00089"	50°	Stainless Steel	Double End Pivot
ST-3D	.0397/.0403"	.646/.666"	.00069/.00089"	50°	Stainless Steel	Double End Pivot
ST-4D	.0657/.0660"	.661/.681"	.0010/.0012"	60°	Stainless Steel	Double End Pivot
ST-5S	.040/.041"	.135/.145"	.0010/.00125"	47°	Stainless Steel	Single End Pivot
ST-6S	.027/.033"	.122/.127"	.002/.003"	45/55°	Stainless Steel	Single End Pivot
ST-7D	.0496/.0501"	.395/.405"	.002/.004"	52/54°	Stainless Steel	Double End Pivot
ST-8D	.0657/.0660"	.661/.681"	.00275/.00325"	50°	Stainless Steel	Double End Pivot
ST-9S	.085/.090 Major - .055/.065 Minor	.245/.255"	.008/.012"	40/45°	Stainless Steel	Single End Pivot

Precision Shafts & Pivots Diagrams



NOT SEEING EXACTLY WHAT YOU NEED?

We specialize in creating a wide range of custom optical components and custom mechanical components including a variety of shapes - from internal holes and tapers to outer flanges, angles and surface finishes. Contact us (800-922-0118) and we will consult with you to create a custom component that meets all of your specifications.